

3 Simple Steps to a Chlorine Free Spa



Just poppit in... and swim with a grin...



STEP 1



STEP 2



STEP 3

CLARIFY WATER

ADD 60g/1000L
FILTER FOR 4 hrs
BEFORE ADDING
OTHER PRODUCTS

BALANCE WATER

ALKALINITY
ideal 80 - 120ppm
pH LEVEL
ideal pH 7.2 - 7.6
CALCIUM HARDNESS
ideal 50 - 200ppm

SANITISE WATER

INITIAL DOSE RATE 1 LITRE
PER 1000 LITRES OF WATER
(4 MEASURE JUGS)






SENSITIVE
CHOICE
SUPPORTING
ASTHMA CARE

www.poolpoppits.com.au



WEEKLY SPA MAINTENANCE

SPA USAGE	STEP 1 QUICK FIX OXIDISER	STEP 2 BALANCE WATER	STEP 3 SANITISE WATER		TESTING SANITISER LEVEL	
			POPPIT SPA SANITISER (conditioner, clarifier & bactericide)	IF USING OZONE OR NATURE 2 WITH SPA POPPIT	USING POPPIT 4-Way TEST STRIP	
HIGH USE 2-4 PEOPLE EVERYDAY	ADD 30g/1000L FILTER FOR 4 hrs BEFORE ADDING OTHER PRODUCTS	CHECK EVERY WEEK pH LEVEL ideal pH 7.2 - 7.6 if low pH add POPPIT WATER BALANCE	ADD 750ml/1000L (PER WEEK) (3 MEASURE JUGS)	ADD 650ml PER 1000L (PER WEEK)	Spa should be maintained at 100ppm level of Poppit Spa Sanitiser DO NOT allow to drop below 40ppm	
AVERAGE USE 2-4 PEOPLE 2-3 TIMES/WEEK	EVERY 2 WEEKS 30g/1000L FILTER FOR 4 hrs BEFORE ADDING OTHER PRODUCTS	if high pH add POPPIT pH REDUCER ALKALINITY ideal 80 - 120ppm if low add POPPIT WATER BALANCE	ADD 500ml/1000L (PER WEEK) (2 MEASURE JUGS)	ADD 400ml PER 1000L (PER WEEK)	if test is showing PPM	Add Poppit Sanitiser mls/100L
		if high reduce pH as above or dump 15% of water & refill CALCIUM HARDNESS ideal 50 - 200ppm if low add POPPIT SPA CAL HARDNER if high check TDS levels	Poppit Auto Doser  Using Poppit Auto Doser will ensure correct sanitiser level is maintained - even when you are away		100ppm	Nil. Check again in a day.
		Poppit Filter Cartridge Cleaner  Some body fats cannot be removed from your Filter Cartridge simply by hosing it down. Just as cold water alone doesn't remove fat and grease from a frying pan, cold water will not remove all the fats in the filter.	 Poppit Floc Clarifier		60ppm	25ml
					40ppm	40ml
					30ppm	46ml
					20ppm	52ml
					10ppm	65ml
					3ppm	88ml
					0ppm	100ml

NOTES

- Leave cover off where Quick Fix is in use.
- After heavier than normal life - Add Quick Fix, filter for 4 hrs, check balance of water and when ok recharge Poppit spa sanitiser level.
- Clean filter cartridges regularly with Poppit Filter Cartridge Cleaner only. NEVER clean filters using products containing chlorine.
- Poppit Floc Clarifier - Use 1 cap full per 1000L each week to clarify the spa.

FOR MORE INFORMATION: visit www.poolpoppits.com.au